

CNC machine

with step motor drive

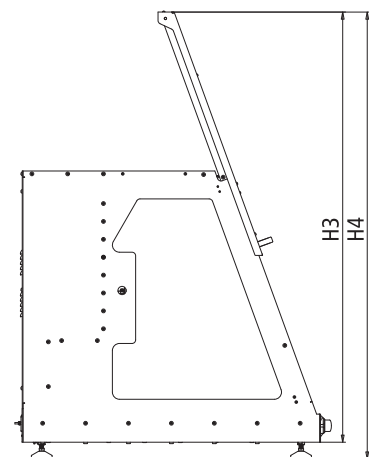
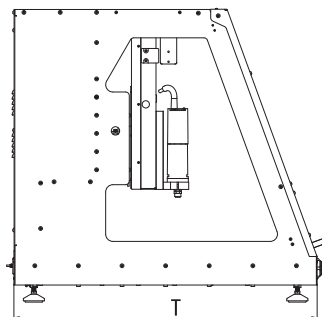
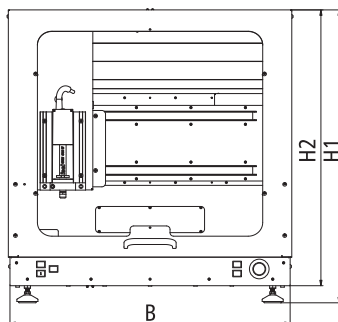
ICP



ICP 4030 with hood open

Dimensioned drawings

		ICP 3020	ICP 4030
Width W	[mm]	610	780
Depth D	[mm]	650	850
Height H1	[mm]	715	810
Height H2	[mm]	670	770
Height H3	[mm]	1030	1203
Height H4	[mm]	1080	1250



CNC machine

with step motor drive

ICP

General

CNC machines in the ICP series have been developed from the proven CPM series. By introducing a sliding door, the machines can now be operated in a sitting position which, inter alia, leads to shorter cycle times when opening the hood. The chassis is completely bolted instead of being welded like its predecessors. This produces higher precision when building the machine and makes servicing easier. In addition, it was possible to optimise the resonance and vibration behaviour and therefore lower noise build-up has been achieved.

Technical specification

	ICP 3020	ICP 4030
Traverse path X/Y/Z [mm]	300 × 200 × 90	400 × 300 × 140
Clamping table surface W × D [mm]	500 × 250	600 × 375
Throughput [mm]	115	170
Dimensions W × D × H [mm]	610 × 650 × 715	780 × 850 × 810
Guides	Linear units with precision steel shafts and recirculating ball slots, clearance free adjustable	
Process speed X/Y/Z [mm/s]	100 (for Ball screw drives 16x10) 60 (for Ball screw drives 16x4)	
Repeatability [mm]	± 0.02	
Drive motors	Stepper motors	
Drive elements X/Y/Z	Ball screw drives 16 × 10/16 × 10/16 × 10 mm Clearance free adjustable (optional: 16 × 4 mm in X/Y/Z)	
Controller	iMC-P step controller with 4 final stages 48V/4.2A and 500W power supply unit with processor board	
Operation	Function keys and emergency shutdown	
Software	WinRemote (optional: ProNC, isy 2.5 PLUS)	
Weight [kg]	appr. 102	appr. 120
Part no.:	280210 7406 *	280220 7405 *

* The deliverables include an accompanying pack with mechanical accessories (inter alia Hand lever clamping device, stop rails Triangle wrench, open jaw wrench, hook wrench, Allen key, one 6-socket bench extension, connection lead, power lead)

Accessories

280220 9012	Cooling/spray device for ICP 3020/4030
280120 9010	Length measuring button for ICP 3020/4030
280120 9004	Workspace lighting for ICP 3020/4030
420003 0500	Milling motor UFM 500, 500 W, 11,000...25,000 r.p.m.
280110 9001	Suction device for UFM 500
Z13-337030	isy-CAM 2.5 PLUS
Z11-333500	ProNC software
310704 1631	iSA 500 spindle motor up to 30,000 rpm, 500 W, with frequency converter, CoolMin tool cooling system, ER 11 clamping ring and motor lead (only ICP 4030)
310707 1631	iSA 750 spindle motor up to 24,000 rpm, 750 W, with frequency converter, CoolMin tool cooling system, ER 16 clamping ring and motor lead (only ICP 4030)
280210 9001	Suction device for iSA 500 / 750
280000 0046	Fixing plate for main spindle drive iSA 500 / 750
290055	Vice 1 (W 130 × H 45 × L 152 mm)
290056	Vice 2 (W 180 × H 75 × L 215 mm)