

# CNC machine

with servo motor drive

**FLATCom**<sup>®</sup>  
L series



FlatCom L with hood

## Technical specification

	<b>FLATCom</b> <sup>®</sup> L150	<b>FLATCom</b> <sup>®</sup> L250
<b>Processing areas X/Y [mm] *</b>	1500/1700	2500/1700
<b>Z lift [mm]</b>	200 (optional 300, in each case without processing unit)	
<b>Bench clamping area W × D [mm]</b>	1600x2250	2600x2250
<b>Z gap [mm] *</b>	300 (optional 500, in each case without processing unit)	
<b>Dimensions WxDxH [mm]</b>	2216x2430x1995	3216x2430x1995
<b>Processing speed X/Y/Z</b>	max. 250 mm/s	
<b>Repeat accuracy [mm]</b>	± 0.02	
<b>Drive motors</b>	Servo motors	
<b>Drive elements X/Y/Z</b>	Recirculating ball drive, adjustable for no play	
<b>Controller</b>	iMD CAN controller with 3 drive controllers, expandable to 12 axes (max. 6 interpolated & 6 handling axes), PC, I/O module, safety circuit with rest state monitoring, power supply unit 48 V / 1000 W	
<b>Operation</b>	19" CNC control panel with touch screen, keyboard and mouse	
<b>Weight [kg]</b>	approx. 435	approx. 510
<b>Software</b>	Windows, WinRemote (optional: ProNC, isy 2.5 PLUS)	
<b>Connection values</b>	400 V, 16 A	
<b>Part no.</b>	<b>275062 34565</b>	<b>275072 34565</b>

\* without mounted components on the axes.

# CNC machine

with servo motor drive

**FLATCom**<sup>®</sup>  
L series

## General note

The choice of the ideal CNC machine for you should focus both on the clamping area for the workpiece, materials or plates to be machined and on the strategy or difficulties of the machining. In principal, all machines are perfectly suited for machining **light metals, non-ferrous metals, plastics and wood**. Extensive range of accessories for all our CNC machines to order (see Page 5-18 et seq.).

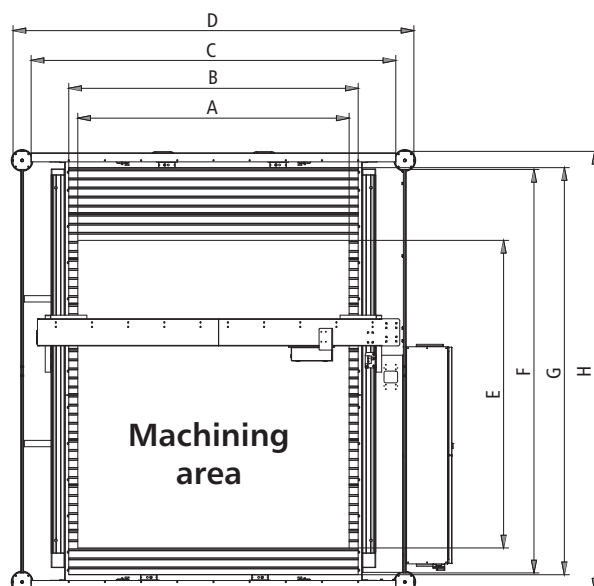
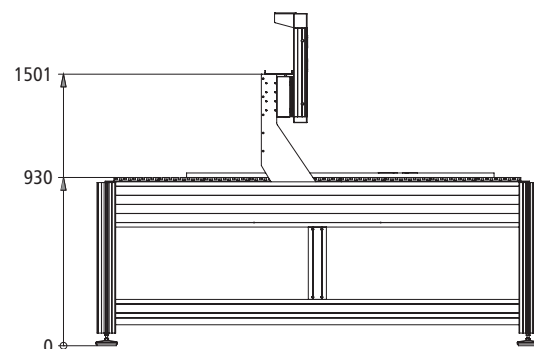
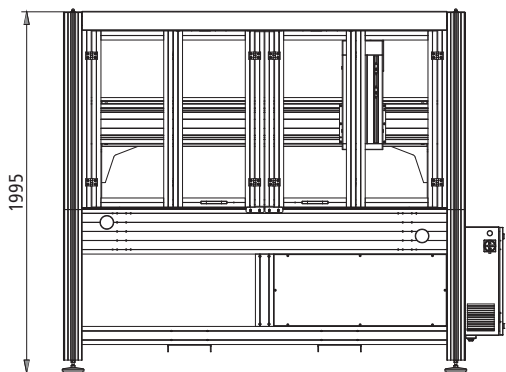
## Options

- PC control console with free PCI plug-ins (for use by external PCI hardware)
- Safety light curtain
- Milling and engraving spindles
- SK11/SK20 automatic tool change stations
- Minimum quantity lubrication or CoolMin cooling system
- Vacuum clamping benches
- Suction device
- 4th axis e. g. RDH series installation
- Version without hood
- Maximum 6 interpolated axes + 6 handling axes
- Portal gap 300 mm
- Protective hood

## Setup

- Portal: moveable, bench: fixed

## Dimensioned drawings/dimensions



	A	B	C	D	E	F	G	H
<b>FlatCom L 150</b>	1500	1600	2016	2216	1700	2230	2250	2430
<b>FlatCom L 250</b>	2500	2600	3016	3216	1700	2230	2250	2430